

Summer Bucket List to support kindergarten readiness



Parents and families have a very important role as their child's first teacher. Children learn in different ways and at different rates. They come to school with varying skills. The activity list below suggests some fun ways to work with your child this summer to help him/her be more ready for school. They can complete the bucket list more than once!!! Have fun!

Social/ Emotional

I did it!!!!

1 Play Simon Says Outside: Give two sets of directions each turn (ex. simon says clap your hands and jump).

2 Follow directions and get ready for bed ontime (ex: dinner, bath, brush teeth, read bedtime story, go to bed).



3 Emotion Game: Act out different emotions and see if your family can guess. Have them act out emotions too! Can you guess?

4 Find a spot in your house that is safe when you get frustrated or sad. What will you do there to help calm down?

5 Getting dressed and ready for a trip to the park all by yourself!



6 Tell a family member all the things you can do by yourself (get a snack, brush your teeth, get dressed).

7 Do a random act of kindness. How did it make you feel?

8 Clean your room or play area.

9 Do a chore to help your family at home!

10 Take an outing to a new place you have never been.

11 Share a toy with a friend or sibling.

12 Plan and carry out a random act of kindness.



13 Playdate with a friend outside.

Physical

I did it!!!!

1 Play an outside family game.

2 Use sidewalk chalk to create a line obstacle course. Draw straight, curly and zig zag lines to follow down the sidewalk.

3 Play a game with a ball where you need to throw, catch and kick the ball!



4 Play catch with a friend or family member. How many times can you catch the ball in a row without dropping it?

5 Use magazines, newspaper or junk mail ads to find things you like. Cut out the pictures and glue them to make a collage.

6 Use sidewalk chalk to draw your favorite things.



7 Practice zips, snaps, and buttons so you are ready for kindergarten.



Language

I did it!!!!

1 Act out your favorite story!

2 Play I spy during a nature walk with an adult! Give them 5 clues to see if they can guess what you spy!

3 Talk about the weather. How many words can you use to describe it (looks like, sounds like, feels like?)










4 Draw a picture of your favorite animal. Tell a family member as many details as you can about your animal.

5 Call a family member that does not live with you and tell them about your kindergarten summer bucket list.



6 Ask a family member to tell you a story about when they were a kindergartener.

7 Tell a family member a story about something funny that happened to you.

| Cognitive | | I did it!!!! |
|-----------------------------|--|---|
| 1 | Find 10 blocks, legos or other building materials. How many different buildings can you make with the same blocks? | |
| 2 | Ask you family 5 I wonder why questions and see if they can answer or help you find the answer! | |
| 3 | Collect recycled objects (boxes, papertowel rolls, newspaper... what can you make?) | |
| 4 | Help with sorting silverware into the drawer once it is clean. |  |
| 5 | Have a family board game or card game night. | |
| Literacy | | I did it!!!! |
| 1 | Read a nursery rhyme book. Pick a favorite rhyme. |  |
| 2 | Nightly storytime. When you choose a book tell your family why you chose it! | |
| 3 | Play I spy. When you get the answer clap the word to hear the parts (ex: sea-gull, 2 parts or 2 syllables). |  |
| 4 | Go on letter hunt in your house or outside. What letters can you find? Can you name them? | |
| 5 | Choose a favorite book to read and identify the parts of the book: cover, title, pages, words, etc. |  |
| 6 | Listen to or read a favorite book and then retell it to a friend or family member. | |
| 7 | "Write" a story by drawing pictures and/or using letters about your favorite summer memory. |  |
| 8 | Write your name in your favorite color. | |
| 9 | Say the alphabet in fun summer places; outside, in the sprinkler, under the stars, in a tent, at the park, at the beach. | |
| Math | | I did it!!!! |
| 1 | Build a tower and count how many blocks you used. Can you build a smaller tower? A Larger one? Keep counting! | |
| 2 | Exercise!!! Count and do 20 jumps, 20 jumping jacks and run in place for 20 seconds. | |
| 3 | Go on a hike or walk in your neighborhood. Look for numbers and see if you can count how many birds you see! | |
| 4 | Help collect the mail and find and name numbers you see on the envelopes. | |
| 5 | Go on a number hunt in your house. How many numbers can you find and name? |  |
| 6 | Go on a shape hunt in your house, how many shapes can you find? (ex: circle, square, triangle, rectangle). | |
| 7 | Help fold laundry and sort the socks into pairs. |  |
| 8 | Use measuring tools to play (ex: cups, spoons, ruler, scale). In the water, sand or dirt! | |
| 9 | Play a family card game (ex, go fish, uno, etc) | |
| 10 | Go on a walk and share three fun things you saw. Use the words first, second and third to share (ex: 1st, 2nd, 3rd). | |
| Personal Information | | I did it!!!! |
| 1 | Mail hunt: see if you can find your last name and address on the mail! |  |
| 2 | Name Puzzles: write your name and cut up the pieces. Can you put your name together? How about your last name? | |
| 3 | Play simon says made sure to use body parts in the actions (head, shoulders, knees, toes, hands, fingers etc). | |
| 4 | Brithday Cake Art: add the number of candles that is the same as your age. Share your art with a family member. |  |